

How to redeem promo codes

In Google Play and Apple

Redeem promo codes for Apple

There are two options to distribute promo codes to users at Apple: you can either have a code or a link.

Redeem a link

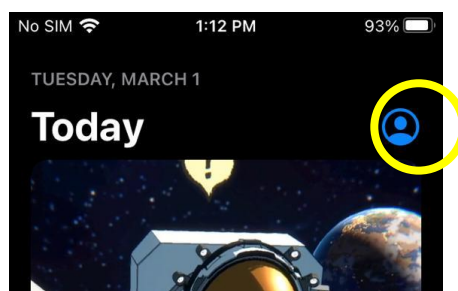
The link does not have to be a classic link in written form but can also be a QR-code.

By clicking the written link or scanning the QR-Code you will automatically be guided into the Apple App Store and the code will be activated immediately. This is it!

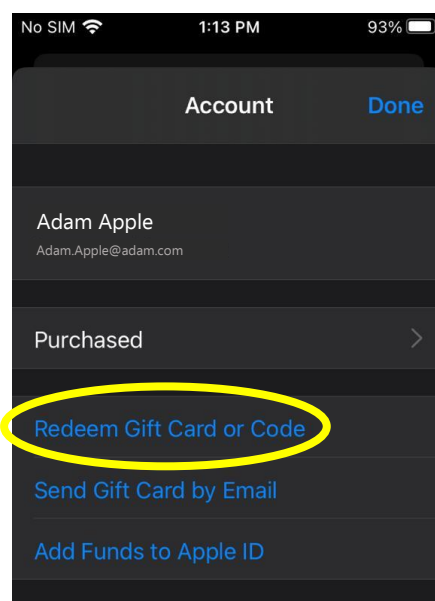
Redeem a promo code

Promo codes at Apple are single-use, personalized codes that can only be activated once.

1. Open the Apple App Store.
2. Click the small round button on the right to get to an overview of the active account.



3. Choose „redeem gift card or promo code“.



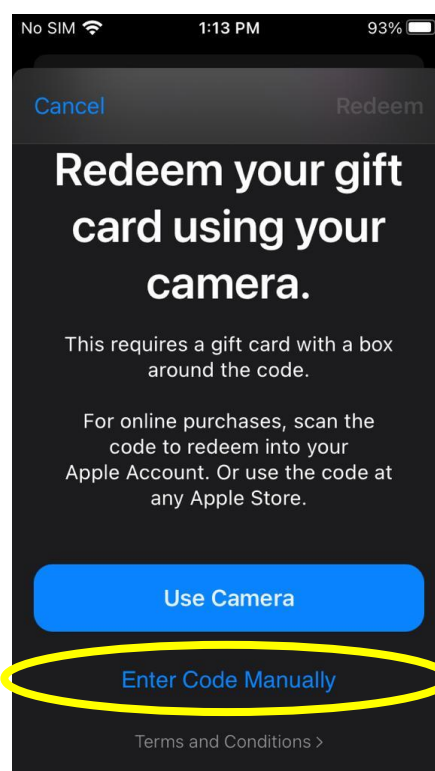
4. Please enter the code.

Tip:

Just overwrite the „enter code manually“ text.

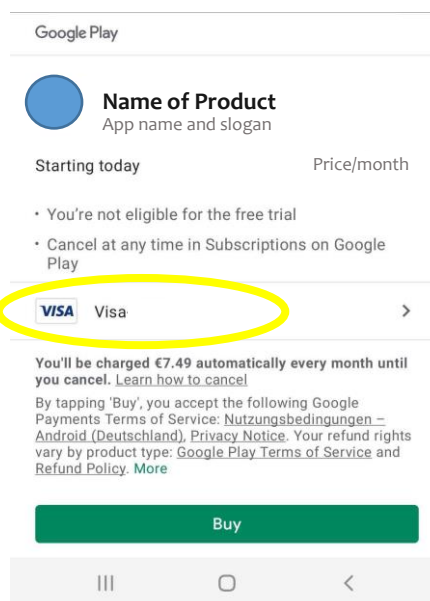
Confirm the code by clicking the “enter” button of your smartphone keyboard.

The product is activated unless it shows another message.



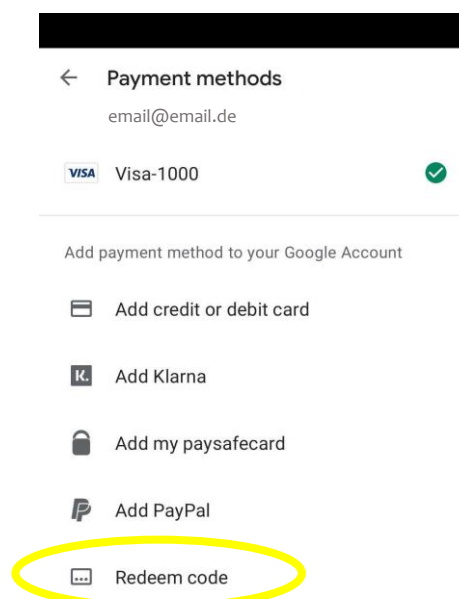
Redeem Promo Codes at Google Play

1. Open the App and choose the product you have a code for. Start the purchase by clicking "buy" or "confirm". Don't worry, you will not be charged.



2. You might have to accept the Play Store's terms and conditions.
3. Click „payment methods“ (here: „visa“). Most likely, your preferred payment method will be displayed but you can click it.

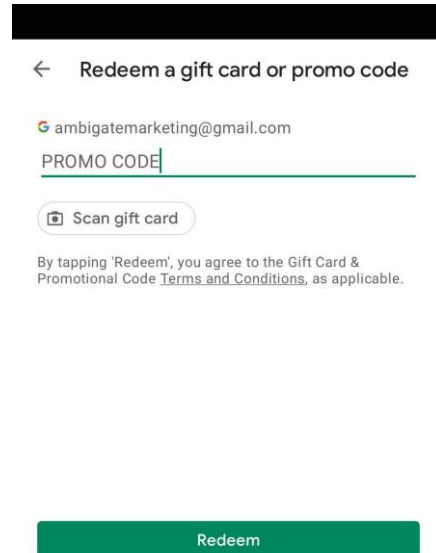
4. Choose „Redeem Code“



5. Enter the promo code and activate it by clicking „redeem“.

Tip:

If it shows an error, maybe “o” (the letter) and “0” (“zero”) are swapped.



← Redeem a gift card or promo code

ambigatemarketing@gmail.com

PROMO CODE

Scan gift card

By tapping 'Redeem', you agree to the Gift Card & Promotional Code [Terms and Conditions](#), as applicable.

Redeem